

CertainTeed

Bufftech[®]

Vinyl Fence Products



CertainTeed
SAINT-GOBAIN

High-quality vinyl fence systems from the #1 name in *building products*

For more than 100 years, homeowners and building professionals alike have relied on CertainTeed as a trusted source of innovative, high-quality products. That long-standing tradition continues today with the Bufftech® line of vinyl fence. Bufftech fence systems combine long-lasting beauty, quality and durability with style and performance innovations that are only available from CertainTeed.

CERTAINTEED BRINGS EXTERIOR LIVING SPACES® TO LIFE

The comforts of home are no longer confined to indoor spaces. Fresh air, places to gather and room for play in the great outdoors are high on the list of must-have amenities. CertainTeed's Living Spaces collection of exterior products brings open-air enjoyment to life. With an expanded offering of siding, soffit and accessories, porch, decking, railing, trim and fence products, homeowners now have even more possibilities for accentuating, beautifying and defining life beyond four walls.

CERTAINTEED SETS THE STANDARD

Customers look to CertainTeed for the latest innovations in style and performance. From our proprietary texturing process to our unique shades and stain blends, CertainTeed is the undisputed market leader in color and texture. Taking advantage of our extensive technological resources, CertainTeed continues to develop products offering exceptional performance and industry-first designs. Virtually maintenance-free, CertainTeed vinyl products deliver the ultimate in good looks and easy care, and never need staining or painting. We back it all up with the best warranty protection available anywhere.

UNPARALLELED PROFESSIONAL SUPPORT

CertainTeed helps you build your business with an industry-leading program of professional support — from product education and installation training to a wide array of sales tools and marketing resources. Programs such as Show Me the Money and Building Solutions® offer builders and remodelers education, training, support, incentives and rewards for purchases of CertainTeed products.



Chesterfield CertaGrain in Brazilian Blend

*Front cover photo:
Chesterfield CertaGrain in Timber Blend*

2 ABOUT CERTAINTEED

4 THE BUFFTECH ADVANTAGE

6 PRIVACY FENCE

Chesterfield CertaGrain
with Lattice Accent
Chesterfield CertaGrain
with Victorian Accent
Chesterfield CertaStucco
Galveston CertaGrain
Galveston Smooth
Chesterfield Smooth
Chesterfield with Lattice Accent
Chesterfield with Victorian Accent
Chesterfield with Huntington Accent
Chesterfield with Westminster Accent
Chesterfield Swoop and S Curve
Chesterfield Smooth Gates
New Lexington
New Lexington with Lattice Accent
New Lexington with Victorian Accent
New Lexington Swoop and S Curve

14 SEMI-PRIVATE FENCE

Imperial Select Cedar
Imperial Smooth
Columbia
Millbrook

16 CONTEMPORARY FENCE

Baron Select Cedar
Baron Smooth
Monarch
Princeton
Countess
Victorian

18 CLASSIC FENCE

Manchester
Classic Impressions Posts
Canterbury

20 TRADITIONAL FENCE

Danbury Select Cedar
Danbury Smooth
Cape Cod
Rothbury
Yorkshire

22 POST & RAIL

2-Rail CertaGrain
3-Rail CertaGrain
4-Rail CertaGrain
2-Rail Smooth
3-Rail Smooth
4-Rail Smooth
Crossbuck

24 GATES

Coordinating Gates
Gate Hardware

26 ACCESSORIES

Post Caps
Solar Lights

27 LAWN AND GARDEN

Aristocrat II
Vineyard Pergola
Beaumont II

28 SPECIFICATIONS

The Bufftech[®] advantage

THE LEADER IN INNOVATION

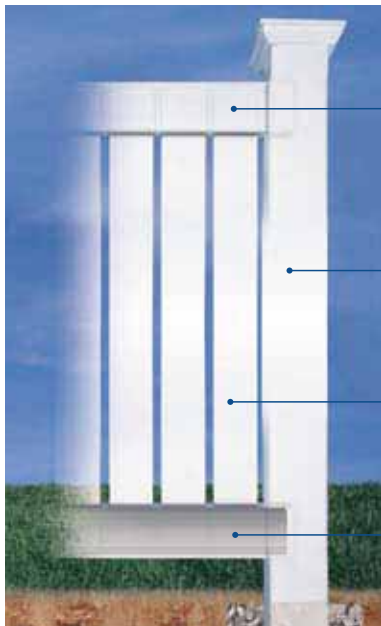
Bufftech leads the vinyl fence industry with the widest array of innovative styles, colors and textures. Our CertaGrain[®] and Select Cedar textures deliver the most authentic woodgrain available today, replicating both the look and feel of true wood craftsmanship. Bufftech's CertaStucco[™] textured fence provides a cutting-edge alternative to traditional stucco walls in a beautiful low-maintenance design.

Bufftech offers a choice of 13 designer fence colors, including 9 multi-chromatic blends that capture the essence of stained wood. The Bufftech color palette coordinates beautifully with CertainTeed's industry-leading spectrum of siding and trim colors,

giving homeowners the ability to choose a fence that will complement their home's exterior.

BUILDING RESPONSIBLY[™] WITH BUFFTECH

CertainTeed respects the environment and is committed to manufacturing products in an ecologically sound manner. We support sustainable building and manufacturing practices with our comprehensive line of Bufftech fence products. When you choose Bufftech, you're making an environmentally responsible choice. Bufftech fence is GreenCircle Certified[®], a third-party auditing process that ensures our products comply with environmental and sustainability claims.



What sets Bufftech apart from other vinyl fence products? The difference is in the details.

ROUTED RAILS

- Fence section can be racked to follow the slope of the terrain
- Precision routed for a clean, professional finish
- Ensures a safe, secure picket attachment with no unsightly glue or screws

ROUTED FENCE POST

- Superior aesthetics to unsightly brackets and screws
- A more secure connection that allows for thermal expansion season after season

HEAVYWEIGHT PICKETS

- Provide superior impact strength and resist the warping and oil canning found in flat panel fence
- Offering includes both profile and tongue & groove designs

REINFORCED BOTTOM RAIL*

- Limits sagging and bowing, producing a stronger fence
- Hour-glass design grips the end of pickets to add stiffness

*Offered with privacy, semi-private, classic and contemporary fence and Danbury/Rothbury traditional picket styles



Performance Features	Bufftech Vinyl
Lifetime limited warranty	✓
Transferable warranty	✓
Parts and 5-year labor warranty	✓
Dark color fade warranty	✓
Made in the USA	✓
Never needs painting or staining	✓
Won't chip, peel, crack or splinter	✓
Won't rot or support mold growth	✓
Impervious to termites/wood-boring insects	✓
Lead free	✓
No harmful chemicals	✓
High quality raw materials	✓
Concealed fasteners	✓
Heavyweight pickets	✓
Wide choice of colors	✓
Wood grain and stucco textures	✓
Steel reinforced rails	✓
Routed rails and posts	✓
Class A rating for flame spread	✓
Self-extinguishing	✓
Easy to assemble	✓
Building code compliant	✓
Meets ASTM standards	✓

Look for these icons throughout the brochure on products that meet special performance requirements.



COLORLAST® DARK COLOR FADE PROTECTION

Our acrylic formulation provides superior protection from the harsh rays of the sun, resulting in richer color that retains its vibrant hue for years to come. ColorLast is offered in Natural Clay, Arbor Blend, Arctic Blend, Brazilian Blend, Frontier Blend, Honey Blend, Sierra Blend and Weathered Blend.



WINDZONE™ PERFORMANCE

Miami-Dade County-approved NOA #12-1106.11* for exceptional performance in high wind conditions.
*Expires 3-13-2018



MEETS POOL CODE

Styles that meet most local building codes for use around pools (applies to 4', 5' and 6' heights only).

THE BEST PROTECTION IN THE BUSINESS

CertainTeed stands behind the Bufftech line with an exceptional lifetime limited transferable warranty. We take it one step further by adding SureStart™ protection – an exclusive CertainTeed benefit that covers warranted repair and replacement costs, including labor, for five years after installation. CertainTeed also guarantees the performance of Bufftech's darker colors and stain blends with our proprietary ColorLast® fade protection, a state-of-the-art acrylic formulation that provides superior protection from the harsh rays of the sun.

SUPERIOR DESIGN AND PERFORMANCE

Bufftech fence is designed for exceptional performance. Premium features such as high-quality raw materials, steel reinforced rails, heavyweight pickets, routed rails and fence posts, and concealed fasteners ensure that Bufftech will outlast and outperform other vinyl fences. Our matching vinyl gates are unmatched in the industry, with a heavy-duty aluminum frame and the highest quality hardware on the market.

Backed by CertainTeed's exclusive WindZone™ performance, Bufftech fence is engineered for use in high wind and hurricane conditions, as approved by Miami-Dade County NOA #12-1106.11*. Recognized as the most stringent standards in the country, Miami-Dade test protocols include dynamic wind load testing up to 115 mph. The Bufftech line also meets the strict requirements of the ASTM and includes styles that comply with local codes for swimming pool applications.

*Expires 3-13-2018

Scan the code with your smart phone to see what makes Bufftech the best. Don't have a QR Reader? Download ours for FREE at certainteed.com/qr.



Bufftech

Colors throughout this brochure are simulated. Consult product samples before making final selection.



Chesterfield with CertaGrain[®]

The *look and feel* of real wood

CHESTERFIELD WITH CERTAGRAIN[®] TEXTURE

Bufftech's authentic woodgrain texture and "multi-chromatic" color blends recreate the natural beauty of stained wood in an easy-to-maintain vinyl design. Bottom rail reinforced with steel for added strength and durability. ColorLast[®] colors feature steel reinforcement in top rail for added strength and durability.

Heights: 4', 5' & 6'
Picket Style: 7/8" x 7" Tongue & Groove



The *beauty* of wood
with the *benefits* of vinyl



Bufftech vinyl fence is a beautiful, long-lasting alternative to wood fence. Wood fences require painting or staining every few years to maintain the fence's appearance and to protect the wood from weathering. Bufftech fence won't warp, rot, splinter, peel or blister like wood, and it never needs sanding,

staining or painting. Years from now, a Bufftech fence will look as beautiful as it did on the day it was installed.

Bufftech fence offers a realistic woodgrain texture and rich, authentic shades that replicate the look of natural wood without the maintenance.



Chesterfield CertaGrain in Frontier Blend



CHESTERFIELD WITH CERTAGRAIN TEXTURE WITH VICTORIAN ACCENT

Heights: 4' 8"
plus 1' 4" Accent
Picket Style: 7/8" x 7"
Tongue & Groove



CHESTERFIELD WITH CERTAGRAIN TEXTURE WITH LATTICE ACCENT

Heights: 4' 8"
plus 1' 4" Accent
Picket Style: 7/8" x 7"
Tongue & Groove



Traditional **STUCCO** styling in an economical, *easy-care* design



*Chesterfield CertaStucco in Mission Ivory
Inset: Chesterfield CertaStucco in Almond*



CHESTERFIELD WITH CERTASTUCCO™ TEXTURE



Bufftech's innovative alternative to traditional stucco walls, CertaStucco won't crumble, peel, chip or crack due to settlement, or stain like traditional stucco. It eliminates the time-consuming, costly task of digging a foundation and finishing the wall.

Heights: 4', 5' & 6'
Picket Style: 7/8" x 7" Tongue & Groove

Mission Ivory

Almond

An array of beautiful, long-lasting colors

*CertaGrain® fence delivers a deep woodgrain texture in a staggering array of colors,
including 3 solid colors and 9 stain blends.*





The perfect choice for complete privacy

GALVESTON WITH CERTAGRAIN TEXTURE

Available in 7' and 8' heights — Galveston, our tallest privacy fence — offers the ultimate in complete privacy and is suitable for commercial applications. All three rails are reinforced with steel.

Heights: 7' & 8'
Picket Style: 7/8" x 7" Tongue & Groove

- Natural Clay
- Weathered Blend
- Frontier Blend
- Arbor Blend
- Arctic Blend
- Brazilian Blend
- Sierra Blend
- Honey Blend

Galveston CertaGrain in Sierra Blend



Galveston in Almond



Galveston Lattice in White

- White
- Almond

GALVESTON SMOOTH FINISH/GALVESTON LATTICE & GALVESTON VICTORIAN (NOT SHOWN)

All three rails are reinforced with steel.

Heights: 7' & 8', 6' 8" plus 1' 4" Accent
Picket Style: 7/8" x 7" Tongue & Groove

Chesterfield accents for unique style



White Almond

LATTICE ACCENT

Heights: 4' 8" plus 1' 4" Accent &
3' 8" plus 1' 4" Accent
Picket Style: 7/8" x 7" Tongue & Groove

Chesterfield in Almond



White Almond

VICTORIAN ACCENT

Heights: 4' 8" plus 1' 4" Accent
Picket Style: 7/8" x 7" Tongue & Groove
and 7/8" x 1-1/2"



White Almond

HUNTINGTON ACCENT

Heights: 4' 8" plus 1' 4" Accent
Picket Styles: 7/8" x 7" Tongue & Groove
and 1-1/2" Square



White

WESTMINSTER ACCENT

Heights: 4' 8" plus 1' 4" Accent
Picket Style: 7/8" x 7" Tongue & Groove

White
Almond
Natural Clay*

CHESTERFIELD SMOOTH FINISH

Bottom rail reinforced with steel for added strength and durability.

Heights: 4', 5' & 6'
Picket Style: 7/8" x 7" Tongue & Groove
*4' not available in Natural Clay

CHESTERFIELD SWOOP AND S CURVE FENCE (SMOOTH FINISH)

Swoop and S Curve sections are ideal for transitioning from low to high fencing.

Heights: Transitions from 6' to 4'
Available Colors: White & Almond
Picket Style: 7/8" x 7" Tongue & Groove



White
Almond



CHESTERFIELD STRAIGHT (NOT SHOWN), CONCAVE AND CONVEX GATES (SMOOTH FINISH)

Combining Victorian elegance with a durable design, our premium gates feature a heavy-duty internal aluminum frame, self-closing hinges and lockable latches.

Straight Gate Heights: 4', 5' & 6'
Available Straight Gate Colors: White, Almond & Natural Clay
Concave and Convex Gate Height: 6'
Concave and Convex Gate Available Color: White



White
Almond
Natural Clay



Dependable performance for *privacy* applications

NEW LEXINGTON

Heights: 4', 5' & 6'

Picket Style: 5/8" x 11-3/8" Tongue & Groove

White

Almond

THE SMART CHOICE FOR VALUE

New Lexington offers dependable performance at an economical price, with features you'd expect to find on higher-end fence products. New Lexington includes Bufftech's signature "v" groove picket and Classic Curve rail design. The bottom rail is steel reinforced for added strength and durability.



New Lexington with Lattice Accent in Almond

NEW LEXINGTON WITH LATTICE ACCENT

Heights: 4' 11" plus 1' 1" Accent
Picket Style: 5/8" x 11-3/8"
Tongue & Groove

White

Almond



New Lexington with Victorian Accent in White

NEW LEXINGTON WITH VICTORIAN ACCENT

Heights: 4' 11" plus 1' 1" Accent
Picket Style: 5/8" x 11-3/8"
Tongue & Groove



White

Almond

NEW LEXINGTON SWOOP AND S CURVE FENCE

Transition from low to high fence sections with the New Lexington Swoop and S Curve fence. These specially designed fence sections provide an aesthetically appealing way to unify your fence installation.

Heights: Transitions from 6' to 4'
Available Colors: White & Almond
Picket Style: 5/8" x 11-3/8" Tongue & Groove



Swoop design with New England Cap



S Curve design with New England Cap

A smart option that
complements any setting



White

Almond

Natural Clay 

Weathered Blend 

Arbor Blend 

Arctic Blend 

Sierra Blend 



IMPERIAL SELECT CEDAR/
IMPERIAL SELECT CEDAR WITH MIDRAIL



Thru-picket “good neighbor” design is equally attractive on both sides. Bottom rail reinforced with steel for added strength and durability. ColorLast® colors feature steel reinforcement in top rail for added strength and durability.

Heights: 4', 5' & 6' (5' & 6' include midrail)

Picket Style: 7/8" x 3"

Picket Spacing: 7/16"

Imperial Select Cedar in Sierra Blend



Imperial with Midrail in Almond



**IMPERIAL WITH MIDRAIL/
IMPERIAL (SMOOTH FINISH)**

Heights: 3', 4', 5' & 6' (5' & 6' include midrail)
Picket Style: 7/8" x 3"
Picket Spacing: 7/16"

6' height only features WindZone™ performance

White

Almond

Natural Clay



COLUMBIA/COLUMBIA WITH LATTICE

Heights: 5' & 6'
Picket Style: 7/8" x 6" Ribbed
Picket Spacing: 4-9/16"

White



MILLBROOK

Heights: 5' & 6'
Picket Style: 7/8" x 6" Ribbed
Picket Spacing: 13/16"

White

Almond

Easy care with modern-day *flair*



BARON SELECT CEDAR/
BARON SELECT CEDAR WITH MIDRAIL

Thru-picket "good neighbor" design is equally attractive on both sides. Bottom rail reinforced with steel for added strength and durability. ColorLast® colors feature steel reinforcement in top rail for added strength and durability.

Heights: 4', 5' & 6' (5' & 6' include midrail)
Picket Style: 7/8" x 3"
Picket Spacing: 2-15/16"



- White
- Almond
- Weathered Blend 
- Arbor Blend 
- Arctic Blend 
- Sierra Blend 

CONTEMPORARY



**PRINCETON/
PRINCETON WITH MIDRAIL**

Rackable pickets maintain a clean, upright appearance on sloping terrain. Bottom rail reinforced with steel for added strength and durability.

Heights: 3', 4', 5' & 6'
(5' & 6' include midrail)
Picket Style: 7/8" x 1-1/2"
Picket Spacing: 1-3/4"

- White
- Almond



BARON/BARON WITH MIDRAIL

Heights: 3', 4', 5' & 6' (5' & 6' include midrail)
Picket Style: 7/8" x 3"
Picket Spacing: 2-15/16"

- White
- Almond



COUNTESS/COUNTESS WITH MIDRAIL

Heights: 3', 4', 5' & 6' (5' & 6' include midrail)
Picket Style: 7/8" x 1-1/2", 7/8" x 3"
Picket Spacing: 2-5/16"

- White
- Almond



MONARCH/MONARCH WITH MIDRAIL

Heights: 3', 4', 5' & 6' (5' & 6' include midrail)
Picket Style: 7/8" x 1-1/2", 7/8" x 3"
Picket Spacing: 3"

- White
- Almond



VICTORIAN/VICTORIAN WITH MIDRAIL

Heights: 3', 4', 5' & 6' (5' & 6' include midrail)
Picket Style: 7/8" x 1-1/2"
Picket Spacing: 3-5/8"

- White
- Almond



Sophisticated styling in an *elegant design*



White

MANCHESTER WITH CLASSIC IMPRESSIONS™ POSTS
(RECESSED)

Thru-picket "good neighbor" design is equally attractive on both sides. Thru-picket styles are 8' wide. Steel reinforced bottom rail.

Heights: 3' & 4' posts available
(available specifically to complement
Manchester fence for flat and concave styles)



CANTERBURY/CANTERBURY SWOOP

Heights: 3' & 4'
 Picket Style: 1-1/2" Square
 Picket Spacing: 1-9/16"

White



MANCHESTER/MANCHESTER CONCAVE

Thru-picket "good neighbor" design is equally attractive on both sides. Thru-picket styles are 8' wide. Steel reinforced bottom rail.

Heights: 3' & 4'
 Picket Style: 1-1/2" Square
 Picket Spacing: 1-9/16"

White

Almond



MANCHESTER WITH CLASSIC IMPRESSIONS POSTS (FLUTED)

Thru-picket "good neighbor" design is equally attractive on both sides. Thru-picket styles are 8' wide. Steel reinforced bottom rail.

Heights: 3' & 4' posts available (available specifically to complement Manchester fence for flat and concave styles)

White

A timeless look that's always *in style*



TRADITIONAL

DANBURY SELECT CEDAR STRAIGHT/CONCAVE

Thru-picket "good neighbor" design is equally attractive on both sides. Thru-picket styles are 8' wide. Reinforced bottom rail.

Heights: 4'
Picket Style: 3" Pointed Picket
Picket Spacing: 2-15/16"

Danbury Select Cedar in Sierra Blend shown with Chesterfield CertaGrain® in Sierra Blend



**DANBURY CONCAVE/
DANBURY STRAIGHT**

Thru-picket "good neighbor" design is equally attractive on both sides. Thru-picket styles are 8' wide. Reinforced bottom rail.

Heights: 4'
Picket Style: 3" Pointed Picket
Picket Spacing: 2-15/16"

- White
- Almond
- Natural Clay 



CAPE COD CONCAVE/CAPE COD STRAIGHT

Heights: 3', 4' & 5'
Picket Style: 3" Pointed Picket
Picket Spacing: 2-7/16"

- White



ROTHBURY CONCAVE/ROTHBURY STRAIGHT

Thru-picket "good neighbor" design is equally attractive on both sides. Thru-picket styles are 8' wide. Reinforced bottom rail.

Heights: 4'
Picket Style: 3" Dog Ear Picket
Picket Spacing: 2-15/16"

- White
- Almond



YORKSHIRE STRAIGHT/YORKSHIRE CONCAVE

Heights: 3' & 4'
Picket Style: 3" Dog Ear Picket
Picket Spacing: 2-7/16"

- White

A winning combination of beauty,
durability and versatility

3-RAIL STYLE WITH CERTAGRAIN® TEXTURE

Rail Size (White): 1-1/2" x 5-1/2" Ribbed

Rail Size (Sierra Blend*): 2" x 6" Ribbed

White

Sierra Blend



SAFE FOR HORSES

Bufftech's post & rail fence provides a safe, reliable enclosure for horses and other livestock. Available with CertaGrain texture, our post & rail fence offers the authentic look of painted wood fence with the durability, low maintenance and proven performance of Bufftech's premium vinyl design.



2-RAIL STYLE WITH CERTAGRAIN TEXTURE†

Rail Size (White): 1-1/2" x 5-1/2" Ribbed
 Rail Size (Sierra Blend*): 2" x 6" Ribbed

4-RAIL STYLE WITH CERTAGRAIN TEXTURE (NOT PICTURED)

Available Colors: White & Sierra Blend*
 Rail Size (White): 1-1/2" x 5-1/2" Ribbed
 Rail Size (Sierra Blend*): 2" x 6" Ribbed



2-RAIL STYLE†

Rail Size: 1-1/2" x 5-1/2" Ribbed



3-RAIL STYLE

Rail Size: 1-1/2" x 5-1/2" Ribbed, 2" x 6" Ribbed



4-RAIL STYLE

Rail Size: 1-1/2" x 5-1/2" Ribbed, 2" x 6" Ribbed



CROSSBUCK†

Rail Size: 1-1/2" x 5-1/2" Ribbed



*CertaGrain Post & Rail Fence in Sierra Blend is subject to manufacturer's "Installation Guidelines" in climates where the temperature exceeds 100° Fahrenheit. Consult our product installation instructions at www.certainteed.com for full details.

†2-Rail and Crossbuck styles are recommended for decorative purposes only

Heavy-duty aluminum frame gates

MATCHING GATES



Chesterfield CertaGrain® in Arctic Blend
Inset: Chesterfield CertaGrain in Sierra Blend

COORDINATING GATES

Bufftech offers a wide selection of gates designed to match all of our fence styles, in a choice of heights and widths. Beautiful and durable, Bufftech gates offer easy installation and great performance. Choose from unassembled gate kits or pre-assembled gates that ship ready to install.

EXPANDED PRIVACY GATE WIDTH OFFERING

Bufftech's line of pre-assembled privacy gates has been expanded to handle a wider range of gate openings.

	Pre-assembled Gate Sizes
Chesterfield	36-1/2", 50-1/2", 64-3/4"*
New Lexington	42-1/2", 50-1/2", 65-1/4"

* does not include concave, convex or Galveston gates

BUILT TO LAST

- Heavy-duty internal aluminum frame
- Stainless steel fasteners prevent corrosion
- Aluminum post insert adds strength and simplifies installation



ALUMINUM POST CAP COVERS

The aluminum post cap cover with a textured decorative finish can be combined with our New England cap and coordinating gate hardware.**

Offered in 4" x 4" and 5" x 5" sizes.




Bronze Pebble




Black Pebble

STAINLESS STEEL GATE HARDWARE

Give your gate the old-world look of wrought iron with our rugged, rust-free stainless steel gate hardware. The hardware includes hinge, strike and latch and is available in two decorative finishes: Black Pebble and Bronze Pebble.



Strike and Latch in Bronze Pebble finish



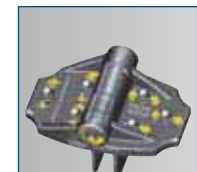
Hinge in Black Pebble finish

HIGH PERFORMANCE NYLON GATE HARDWARE KITS

Versatile and virtually maintenance free, our premium nylon gate hardware offers key lockable latches, self-closing hinges and contoured gate handles. Available in Black.



LokkLatch® Magnetic



TruClose® Adjustable, Self-Closing Gate Hinges



LokkLatch® with External Access Kit



LokkLatch® Deluxe



MagnaLatch® Magnetic Safety Gate Latch



GateHandle™

D
D&D Technologies
Performance Hardware

LokkLatch® Key-Lockable Gate Latch, GateHandle™, MagnaLatch® Magnetic Safety Gate Latch, LokkLatch Magnetic® and TruClose® Self-Closing Gate Hinges are registered trademarks of D&D Technologies.

**Decorative cap and New England cap sold separately

Distinctive details for the perfect *finishing touch*



DECORATIVE POST CAPS

Bufftech's decorative post caps feature a metallic and powder coat finish.



Antique Brown Antique Copper Antique Gray Antique Gold Patina

SOLAR POST CAPS AND LIGHTING

Eco-friendly LED lights provide the ultimate in solar-powered accent lighting.

SOLAR POST CAPS



Antique Brown Antique Copper Antique Gray Antique Gold Patina



White* Black* Copper* Stainless*

SOLAR WEDGE LIGHTS



White Black Copper Stainless

PVC POST CAPS

Bufftech's standard PVC post caps come in a variety of styles.



Ball Gothic External Flat New England Internal Flat

*Fits both 4" x 4" and 5" x 5" post sizes. Adapter included.

The perfect addition to any outdoor setting

VINYL ARBORS

Complement your Bufftech fence with an easy-care vinyl arbor. Choose from three elegant styles that add a personal touch to any home or garden. Our vinyl arbors combine classic beauty with low-maintenance durability.

ARISTOCRAT II

Outside Dimensions: 91"h x 72"w x 31"d
Inside Dimensions: 78-1/2"h x 58"w x 31"d

Aristocrat II arbor shown with Danbury Concave fence (see page 21).

White



BEAUMONT II

Outside Dimensions: 96"h x 57"w x 32"d
Inside Dimensions: 90"h x 49"w x 32"d



VINEYARD PERGOLA

Outside Dimensions: 93"h x 89"w x 54"d
Inside Dimensions: 84"h x 48"w x 54"d



White

White

Product Specifications

Style	Picket Size	Picket Spacing	Section Width Nominal	Rails	Steel Reinforcement Rail ¹	Height	Color
-------	-------------	----------------	-----------------------	-------	---------------------------------------	--------	-------

▼ 12 Picket – Racks up to 15 degrees

Cape Cod (Pointed Cap)	7/8" x 3"	2-7/16"	72"	1-3/4" x 3-1/2" x 72"	None	3',4',5'	White
Yorkshire (Dog Ear Cap)	7/8" x 3"	2-7/16"	72"	1-3/4" x 3-1/2" x 72"	None	3',4'	White

▼ 15 Picket Thru-Rail – Racks up to 5 degrees

Danbury (Pointed Cap)	7/8" x 3"	2-15/16"	96"	1-3/4" x 3-1/2" x 96"	Bottom	4'	White, Almond, Natural Clay
Danbury Select Cedar (Pointed Cap)	7/8" x 3"	2-15/16"	96"	1-3/4" x 3-1/2" x 96"	Bottom	4'	White, Almond, Natural Clay, Weathered Blend, Arbor Blend, Arctic Blend, Sierra Blend
Rothbury (Dog Ear Cap)	7/8" x 3"	2-15/16"	96"	1-3/4" x 3-1/2" x 96"	Bottom	4'	White, Almond

▼ Racks up to 5 degrees

Canterbury	1-1/2" x 1-1/2"	1-9/16"/4-5/8"	96"	2" x 6" x 94" (Bottom) 2" x 3-1/2" x 94" (Mid/Top)	Bottom	3',4'	White
Manchester	1-1/2" x 1-1/2"	1-9/16"	96"	2" x 6" x 94" (Bottom) 2" x 3-1/2" x 94" (Top)	Bottom	3',4'	White, Almond

▼ Racks up to 10 degrees 3' and 4' high, 5 degrees 5' and 6' high

Baron	7/8" x 3"	2-15/16"	96"	1-3/4" x 3-1/2" x 96"	Bottom	3',4',5',6'	White, Almond
Baron Select Cedar	7/8" x 3"	2-15/16"	96"	1-3/4" x 3-1/2" x 96"	Bottom	4',5',6'	White, Almond, Weathered Blend, Arbor Blend, Arctic Blend, Sierra Blend
Countess	7/8" x 1-1/2" 7/8" x 3"	2-5/16"	96"	1-3/4" x 3-1/2" x 96"	Bottom	3',4',5',6'	White, Almond
Monarch	7/8" x 1-1/2" 7/8" x 3"	3"	96"	1-3/4" x 3-1/2" x 96"	Bottom	3',4',5',6'	White, Almond
Princeton	7/8" x 1-1/2"	1-3/4"	96"	1-3/4" x 3-1/2" x 96"	Bottom	3',4',5',6'	White, Almond
Victorian	7/8" x 1-1/2"	3-5/8"	96"	1-3/4" x 3-1/2" x 96"	Bottom	3',4',5',6'	White, Almond

▼ Racks up to 10 degrees 3' and 4' high, 5 degrees 5' and 6' high

Columbia²	7/8" x 6" Ribbed	4-9/16"	96"	3-1/2" x 3-1/2" x 94"	Bottom (Aluminum)	5',6'	White
Imperial	7/8" x 3"	7/16"	96"	1-3/4" x 3-1/2" x 96"	Bottom	3',4',5',6'	White, Almond, Natural Clay
Imperial Select Cedar	7/8" x 3"	7/16"	96"	1-3/4" x 3-1/2" x 96"	Bottom	4',5',6'	White, Almond, Natural Clay, Weathered Blend, Arbor Blend, Arctic Blend, Sierra Blend
Millbrook	7/8" x 6" Ribbed	13/16"	96"	2" x 6" x 94" (Top/Bottom) 1-3/4" x 3-1/2" x 94" (Midrail)	Bottom	5',6'	White, Almond

TRADITIONAL

CLASSIC

CONTEMPORARY

SEMI-PRIVATE

Style	Picket Size	Picket Spacing	Section Width Nominal	Rails	Steel Reinforcement Rail ¹	Height	Color
-------	-------------	----------------	-----------------------	-------	---------------------------------------	--------	-------

PRIVACY

▼ Racks up to 10 degrees *Accents will reduce the amount of rack

Chesterfield Smooth²	7/8" x 7" Tongue & Groove	N/A	96"	2" x 6" Deco x 95"	Bottom	4',5',6'	White, Almond, Natural Clay ⁴
Chesterfield CertaGrain^{2,3}	7/8" x 7" Tongue & Groove	N/A	96"	2" x 6" Channeled x 95"	Bottom	4',5',6'	White, Almond, Natural Clay, Weathered Blend, Timber Blend, Canyon Blend, Frontier Blend, Arbor Blend, Arctic Blend, Brazilian Blend, Sierra Blend, Honey Blend
Chesterfield CertaStucco³	7/8" x 7" Tongue & Groove	N/A	96"	2" x 6" Channeled x 95"	Bottom	4',5',6'	Mission Ivory, Almond

▼ Racks up to 5 degrees *Accents will reduce the amount of rack

Galveston Smooth²	7/8" x 7" Tongue & Groove	N/A	96"	2" x 6" Deco x 95" (Top/Bottom) 2" x 6" x 95" (Midrail)	Top, Middle, Bottom	7',8'	White, Almond
Galveston CertaGrain³	7/8" x 7" Tongue & Groove	N/A	96"	2" x 6" Channeled x 95" (Top/Bottom) 2" x 6" x 95" (Midrail)	Top, Middle, Bottom	7',8'	Natural Clay, Weathered Blend, Frontier Blend, Arbor Blend, Arctic Blend, Brazilian Blend, Sierra Blend, Honey Blend

▼ Racks up to 7 degrees *Accents will reduce the amount of rack

New Lexington²	5/8" x 11-3/8" Tongue & Groove	N/A	96"	1-1/2" x 5-1/2" Deco x 95"	Bottom	4',5',6'	White, Almond
----------------------------------	--------------------------------	-----	-----	----------------------------	--------	----------	---------------

POST & RAIL

Style	Posts	Rails	Gates	Color
Post & Rail Smooth	5" x 5" on 8' Centers	1-1/2" x 5-1/2" Ribbed or 2" x 6" Ribbed	2-Rail - 6' wide (12' Double Drive) 3- and 4-Rail - 8' wide (16' Double Drive)	White, Almond
Post & Rail CertaGrain	5" x 5" on 8' Centers	1-1/2" x 5-1/2" Ribbed or 2" x 6" Ribbed	2-Rail - 6' wide (12' Double Drive) 3- and 4-Rail - 8' wide (16' Double Drive)	White, Sierra Blend
Crossbuck	5" x 5" on 8' Centers	1-1/2" x 5-1/2" Ribbed Crossrails, 1-1/2" x 5-1/2" Ribbed	Available in 8' Width Only, 16' Double Drive	White

¹ Standard for bottom rails where noted. Optional for top rails. Aluminum channel available and recommended for high corrosion areas. Chesterfield, Imperial and Baron styles in Clay, Arbor Blend, Arctic Blend, Brazilian Blend, Frontier Blend, Honey Blend, Sierra Blend, Weathered Blend and Timber Blend have steel reinforcement in top and bottom rails.

² Lattice and Victorian accents available (Lattice only for Columbia).

³ Textured finish is a 2" x 6" channeled rail.

⁴ 4' not available in Natural Clay.

Quality Assurance

Bufftech fence products undergo rigorous testing to ensure they are manufactured to the highest standards and will withstand the test of time.

Material

- Dimensional checks
- Wall thickness
- Cap stock thickness
- Color/gloss
- Impact
- Flex
- Tensile strength
- Accelerated weathering

* Expires 3-13-2018
** Certification applies to Chesterfield and Galveston

Design

Railing code approvals

- Kingston – ESR-1555
- Oxford – CCRR-0187
- Panorama® – CCRR-0115

Fence certifications

- Miami-Dade county approved NOA#:12-1106.11*
- Gates load tested for 300lbs
- ASTM E 90 Sound Transmission Loss Test
- STC 21**

Intermediate Rails: All 5', 6', 7' and 8' heights have an additional midrail with the same dimensions as top/bottom rails (except Chesterfield, New Lexington and all Traditional fences). Other exceptions are noted on specifications chart.

Posts: All 3' & 4' high fences available with true 4" x 4" posts except Chesterfield, Manchester and Canterbury (5" x 5" posts). Post & Rail and all 5', 6', 7' and 8' fences available with 5" x 5" posts.

Caps: Choice of External Flat, Internal Flat, Gothic, New England or Ball. (Please refer to page 26 for complete cap offering.)

Gates: Choice of factory pre-assembled gates or customizable gate kits for residential style fences. (Please refer to product catalog for complete gate offering.)



*Chesterfield CertaGrain®
in Sierra Blend*



Professional: [facebook.com/CertainTeedFreedomofChoice](https://www.facebook.com/CertainTeedFreedomofChoice)
Consumer: [facebook.com/CertainTeedLivingSpaces](https://www.facebook.com/CertainTeedLivingSpaces)

[**Be Certain**] Confidence worth building on.™

ASK ABOUT ALL OF OUR OTHER CERTAINTEED® PRODUCTS AND SYSTEMS:

ROOFING • SIDING • TRIM • DECKING • RAILING • FENCE • FOUNDATIONS
GYPSUM • CEILINGS • INSULATION • PIPE

www.certainteed.com <http://blog.certainteed.com>

CertainTeed Corporation
P.O. Box 860
Valley Forge, PA 19482

Professional: 800-233-8990
Consumer: 800-782-8777

© 01/14 CertainTeed Corporation, Printed in the U.S.A.
Code No. 40-40-70610

